




-  High Q cavity structure
-  Indoor application
-  Light weight
-  Good VSWR
-  ROHS compliant
-  High rejection out of band
-  High Stability
-  Custom design available



Technical Data:

Channel	RX	TX
Frequency Range(MHz)	1710~1785	1805~1880
Band Width(MHz)	75	75
Insertion Loss(dB)	≤0.6	≤0.6
Return Loss(dB)	≥20	
Stopband Attenuation(dB)	≥60dB@1805~1880MHz ≥80dB@2110~2170MHz	≥60dB@1710~1785MHz ≥25dB@1920~1980MHz ≥80dB@2110~2170MHz
Power Rating(W)	-	200(W)
Connectors	7/16F	
PIM(dBc)	≤-150@+43dBm×2	
Temperature(°C)	-10~+70°C	
MTBF(Hours)	100000 Hours	
Mounting	19"Bracket	
Size(mm)	482.4×371.5×88.1	
Weight(kg)	5.2	

Dimension:

