









-  Wide frequency band 800~2500MHz
-  Flat coupling response
-  Low cost design
-  Average power rating 200W
-  Easy mounting
-  Light weight
-  Compact volume
-  Indoor application

Technical Data:

Frequency Range(MHz)	800~2500
Coupling(dB)	5
Insertion Loss(dB)	≤ 1.9
Ripple in-band(dB)	$\leq \pm 0.5$
Directivity(dB)	≥ 20
Return Loss (dB)	≥ 20
Impedance(Ω)	50
Connectors	N-F
Power Rating(W)	200
Temperature($^{\circ}\text{C}$)	-10~+50
Size(mm)	156.6×58.3×17
Weight(kg)	0.18

Dimension:

