









-  Wide frequency band 800~2500MHz
-  Flat coupling response
-  Low cost design
-  Average power rating 200W
-  Easy mounting
-  Light weight
-  Compact volume
-  Indoor application

Technical Data:

Frequency(MHz)	800~2500
Coupling(dB)	8
Insertion Loss(dB)	≤1.0
Ripple in-band(dB)	≤±0.5
Directivity(dB)	≥20
Return Loss(dB)	≥20
Impedance(Ω)	50
Connectors	N-F
Power Rating(W)	200
Temperature(°C)	-10~+50
Size(mm)	156.6×58.3×17
Weight(kg)	0.18

Dimension:

