





-  Low insertion loss
-  Low VSWR
-  Compact volume
-  Light weight



Technical Data:

Frequency(MHz)	1920~2170
Coupling(dB)	5.2
Insertion Loss(dB)	≤5.2
Ripple in-band(dB)	≤±0.5
Isolation(dB)	≥22
Return Loss(dB)	≥24
Input ports	3
Output ports	3
Impedance(Ω)	50
PIM(dBc)	≤-140@+43dBm×2
Connectors	N-F
Power Rating(W)	50
Temperature(°C)	-30~+70
Size(mm)	221×126×27
Weight(kg)	1.13

Dimension:

