









-  Low cost design
-  Good VSWR
-  Low insertion loss 1.2dB
-  High reliability
-  Compact volume
-  Easy mounting
-  ROHS compliant
-  High rejection out of band

Technical Data:

Parameter	GSM/DCS/TD	WLAN
Frequency Range (MHz)	880~960&1710~2025&2300~2370	2400~2500
Band-width (MHz)	80/315/70	100
Insertion Loss (dB)	≤1.2	≤1.2
Ripple in-band (dB)	≤0.7	≤0.7
Stop-band Attenuation (dB)	≥80@2400~2500	≥80@880~2370
Isolation(dB)	≥80@2400~2500	≥80@880~2370
Return Loss(dB)	≥18	
Impedance(Ω)	50	
Power Rating(W)	50(continue)	
Connectors	N-F	
Temperature(°C)	-10~+70	
Size(mm)	250.5×250×35	
Weight(kg)	2.25	

Dimension:

