






-  Indoor application
-  Low cost design
-  High reliability
-  Easy mounting
-  ROHS compliant
-  High rejection out of band

Technical Data:

Parameter	GSM900	TDA	TDB
Frequency Range (MHz)	824-960	1710-1880	1920-2170
Insertion Loss (dB)	≤0.6	≤1.2	≤1.2
Ripple in-band (dB)	≤0.4	≤0.8	≤0.8
Return Loss(dB)	≥18	≥18	≥18
Impedance(Ω)	50		
Power Rating(W)	50		
Stop-band Attenuation (dB)	≥80@1710-2170	≥80@824-960 ≥80@1920-2170	≥80@824-1880
Isolation(dB)	≥80@1710-2170	≥80@824-960 ≥80@1920-2170	≥80@824-1880
Connectors	N-F		
Temperature(℃)	-10~+70		
Size(mm)	194×168.4×54		
Weight(kg)	1.87		

Dimension:

