







-  High Q cavity structure
-  Average power rating 100W
-  Low insertion loss 0.6dB
-  High reliability
-  DC Stop
-  ROHS compliant

Technical Data:

Parameter	GSM/DCS	TD A	TD B
Frequency Range (MHz)	880~960&1710~1830	1880~1920	2010~2025
Band-width (MHz)	80/120	40	15
Insertion Loss (dB)	≤0.6	≤0.6	≤0.6
Ripple in-band (dB)	≤0.5	≤0.5	≤0.5
Stop-band Attenuation (dB)	≥80@1880~1920 ≥80@2010~2025	≥80@885~954 ≥80@2010~2025	≥80@885~954 ≥80@1880~1920
Isolation(dB)	≥80@1880~1920 ≥80@2010~2025	≥80@885~954 ≥80@2010~2025	≥80@885~954 ≥80@1880~1920
Return Loss(dB)	≥18		
Impedance(Ω)	50		
Connectors	N-F		
Power Rating(W)	100		
Temperature(°C)	-25~+65		
Size(mm)	238.8×208×47		
Weight(kg)	2.11		

Dimension:

